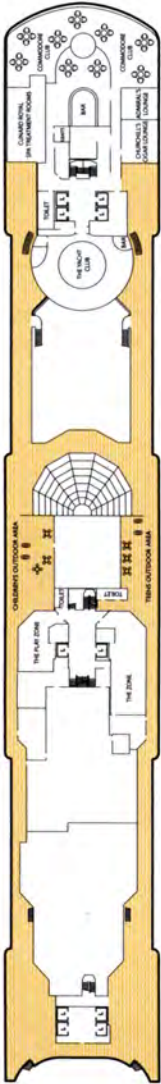
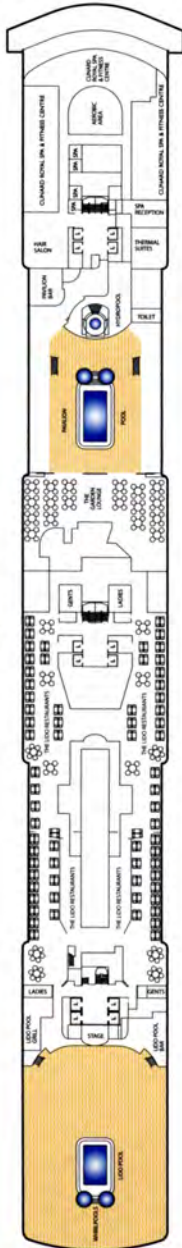


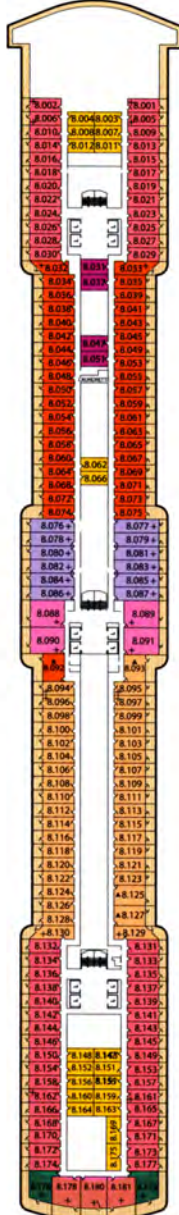
▼ DECK 10 ▼



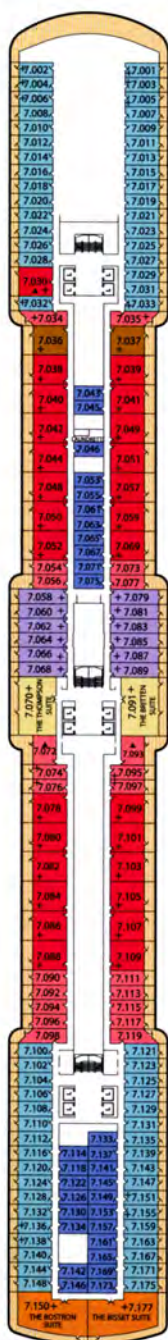
▼ DECK 9 ▼



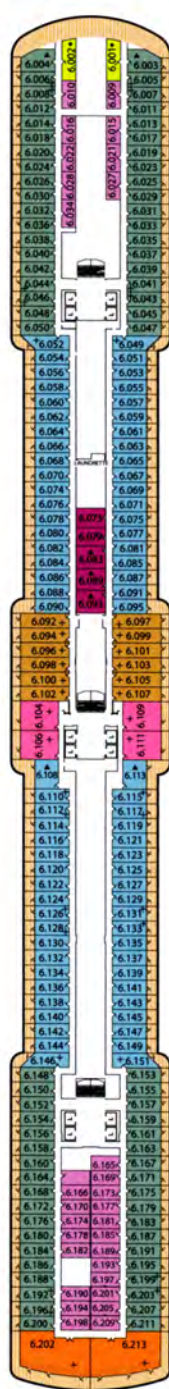
▼ DECK 8 ▼



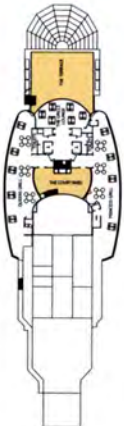
▼ DECK 7 ▼



▼ DECK 6 ▼



▼ DECK 11 ▼



▼ DECK 12 ▼



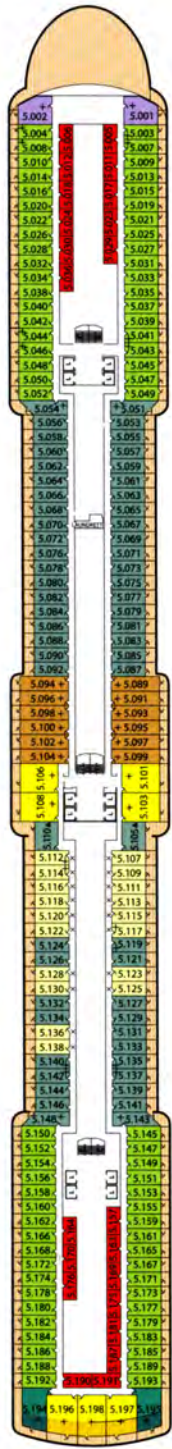
## QUEEN ELIZABETH

Country of Registry: Great Britain  
 Speed: 21.7 knots  
 Gross Tonnage: 90,400 GRT  
 Guest Capacity: 2,092  
 Length: 294 metres  
 Width: 32.25 metres  
 Draft: 8 metres

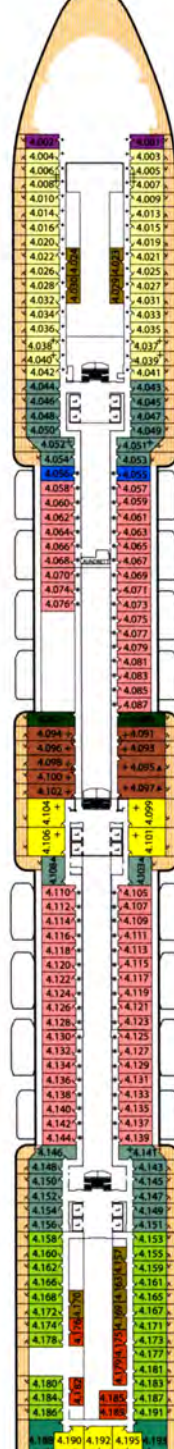
- † Indicates 2 lower berths and 1 upper berth
- + Indicates 3rd and 4th berth is a single sofa bed and one upper bed
- ▲ Wheelchair accessible
- L Lift
- \* C4 & C5 Staterooms have views obstructed by lifeboats
- ◆ Staterooms 6001 & 6002 have forward facing oceanviews
- Metal fronted balconies A6 4003-4042; A7

Ship deck plans and staterooms are for illustration purposes only. Actual staterooms may vary. Categories are subject to change and decks are not to scale.

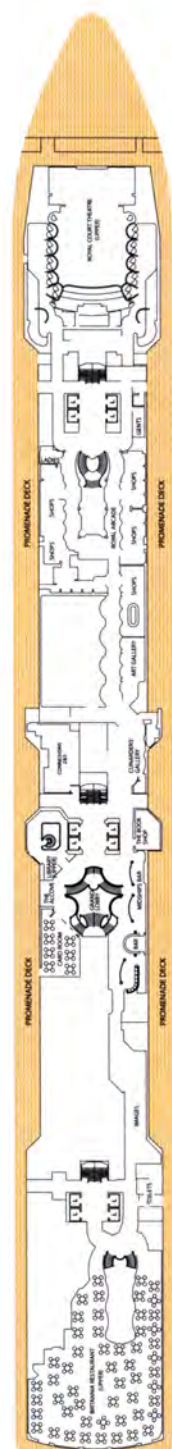
▼ DECK 5 ▼



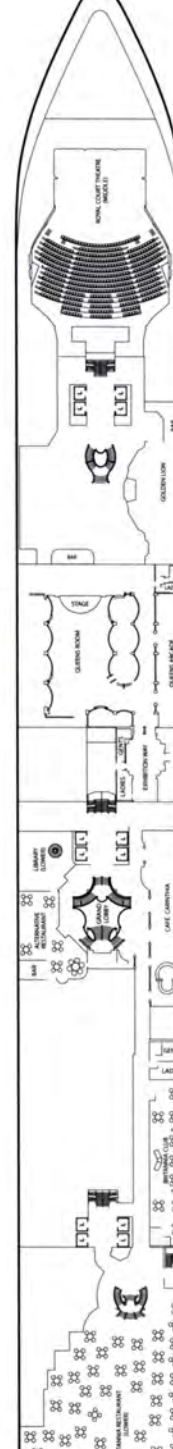
▼ DECK 4 ▼



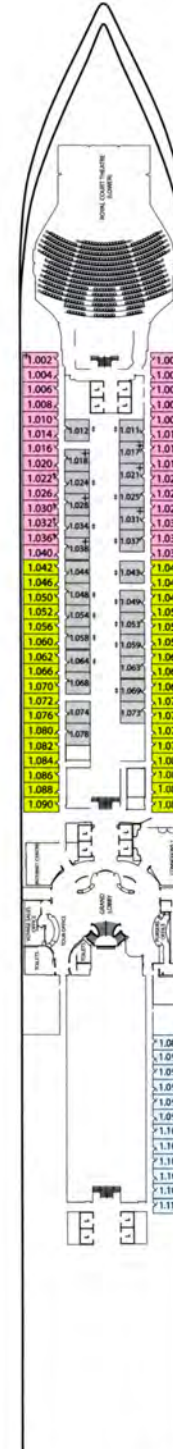
▼ DECK 3 ▼



▼ DECK 2 ▼



▼ DECK 1 ▼



**QUEENS GRILL**

- Q1 Grand Suites
- Q2 Master Suites
- Q3 Penthouse
- Q4 Penthouse
- Q5 Queens Suites
- Q6 Queens Suites
- Q7 Queens Suites

**PRINCESS GRILL**

- P1 Princess Suites
- P2 Princess Suites
- P3 Princess Suites
- P4 Princess Suites

**BRITANNIA CLUB**

- AA Club Balcony

**BRITANNIA RESTAURANT**

- A1 Balcony
- A2 Balcony
- A3 Balcony
- A4 Balcony
- A5 Balcony
- A6 Balcony<sup>+</sup>
- A7 Balcony<sup>\*</sup>
- C1 Oceanview
- C2 Oceanview
- C3 Oceanview
- C4 Oceanview<sup>\*</sup>
- C5 Oceanview<sup>\*</sup>

- D1 Deluxe Inside
- D2 Deluxe Inside
- D3 Standard Inside
- D4 Standard Inside
- D5 Standard Inside
- D6 Standard Inside
- D7 Standard Inside
- D8 Standard Inside